

Massachusetts: Disability Employment Statistics

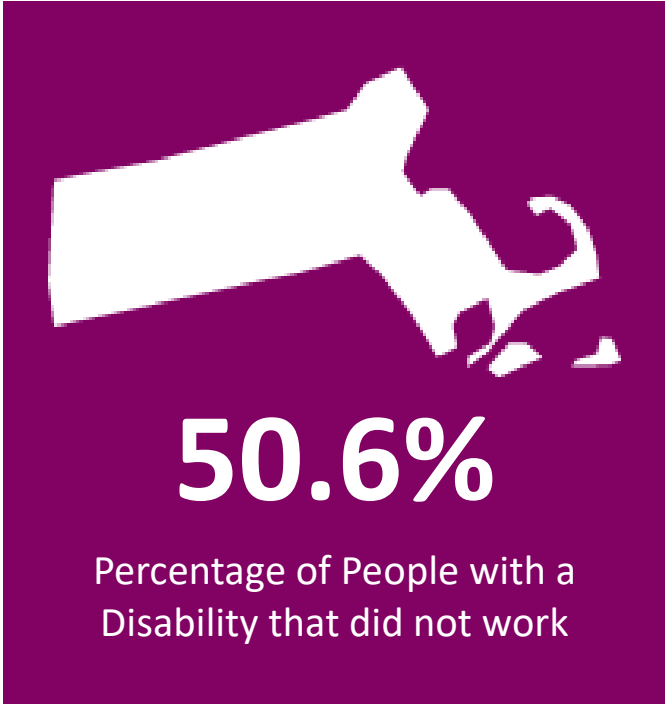
Massachusetts By the Numbers:

Population and Employment Statistics¹

Working Age Population with a Disability (18-64): **434,336**

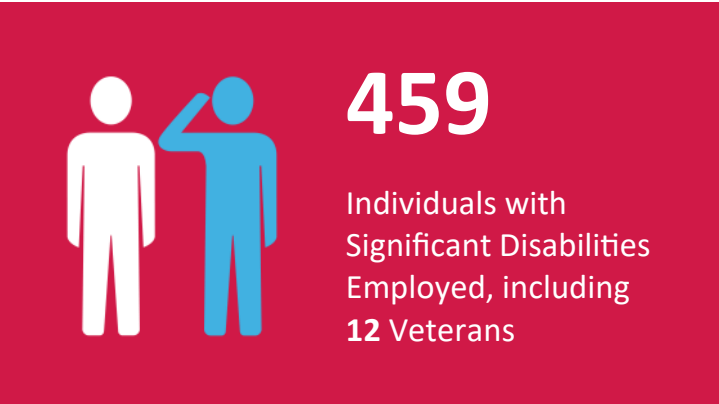
Percentage that did not work by Disability Type

Cognitive	56.1%
Hearing	33.5%
Ambulatory	69.9%
Visual	43%



SourceAmerica/AbilityOne Network By the Numbers²

7 nonprofit agencies headquartered in Massachusetts participated in the program as SourceAmerica®/AbilityOne® authorized providers.




¹ Data from 2022 American Community Survey - <https://data.census.gov/cedsci/>

² Fiscal Year 2023

About SourceAmerica

SourceAmerica connects government customers and other organizations to a national network of AbilityOne® authorized providers that hire a talented segment of the workforce—people with disabilities. Established in 1974, SourceAmerica is committed to increasing economic and social inclusion and advocating for a more accessible future of work for people with disabilities. SourceAmerica, an [AbilityOne®](#) authorized enterprise, harnesses the momentum and boosts the capability of its network and customers as a leading job connector for the disability community. To learn more, visit SourceAmerica.org and follow @SourceAmerica on [Facebook](#), [Twitter](#), [Instagram](#), and [LinkedIn](#).



SourceAmerica Nonprofit Agencies Headquartered in Massachusetts

- Cape Abilities
- Community Workshops, Inc.
- Minute Man Arc for Human Services, Inc.
- Morgan Memorial Goodwill Industries
- National Telecommuting Institute, Inc.
- Sunshine Village, Inc.
- Work, Inc.

Other Nonprofit Agencies with AbilityOne Contracts in Massachusetts

- CW Resources
- ReadyOne Industries